



INSTRUCTIONS: STEP 1, COLOR. STEP 2 CUT ALONG EVERY GRAY LINE. STEP 3 INSERT LIL SQUARES INTO PEOPLES FEET-SLITS TO MAKE THEM STAND UP. STEP 4, PLAY! STEP 5, WWW.DONTEATANYBUGS.COM



WET MELLVILLE




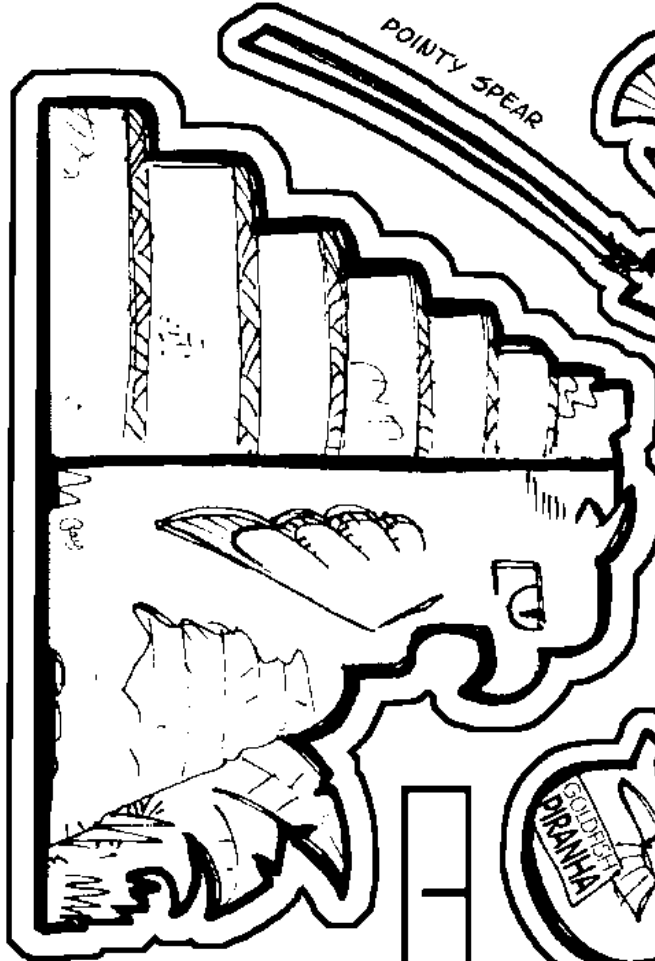
COLOR & CUT
RQW

adventure stand-up series
THE CONTINUING ADVENTURES OF
RAYMOND Q. WONDERFUL
© 2004

DO NOT REMOVE

RAYMOND Q. WONDERFUL

POINTY SPEAR



FOLD DOWN THIS LINE ↓ FOR MINI BACKDROP!

ORVILLE, NEVILLE & ADVILLE

REPEAT THIS -- TWO TIMES